



The Optical Internet

Wavelength Division Multiplexing (WDM) and Lambda Switching

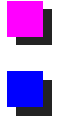
Mario BALDI

<http://www.synchrodyne.com/baldi>





Copyright Notice



This set of transparencies, hereinafter referred to as slides, is protected by copyright laws and provisions of International Treaties. The title and copyright regarding the slides (including, but not limited to, each and every image, photography, animation, video, audio, music and text) are property of the authors specified on page 1.

The slides may be reproduced and used freely by research institutes, schools and Universities for non-profit, institutional purposes. In such cases, no authorization is requested.

Any total or partial use or reproduction (including, but not limited to, reproduction on magnetic media, computer networks, and printed reproduction) is forbidden, unless explicitly authorized by the authors by means of written license.

Information included in these slides is deemed as accurate at the date of publication. Such information is supplied for merely educational purposes and may not be used in designing systems, products, networks, etc. In any case, these slides are subject to changes without any previous notice. The authors do not assume any responsibility for the contents of these slides (including, but not limited to, accuracy, completeness, enforceability, updated-ness of information hereinafter provided).

In any case, accordance with information hereinafter included must not be declared.

In any case, this copyright notice must never be removed and must be reported even in partial uses.





WDM: Wavelength Division Multiplexing

Transmission of multiple light signals (wavelengths) on the same strand of fiber

- DWDM - Dense WDM

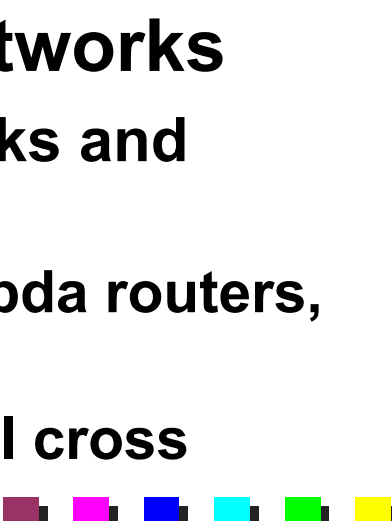
- More sophisticated → more expensive

- CWDM - Coarse WDM

- Lower number of wavelengths → cheaper



WDM Deployment

- **First: increase transmission capacity of fiber**
 - point to point configurations
 - **Interim: add/drop multiplexing**
 - ring topologies with WDM add/drop multiplexers
 - inserting wavelengths on the ring
 - extracting wavelengths from the ring
 - mostly static or semipermanent configurations
 - **Ultimate: wavelength switched networks**
 - arbitrary mesh topologies of WDM links and wavelength switches
 - also called wavelength routers, lambda routers, lambda switches
 - today they are mostly (only?) optical cross connects
- 

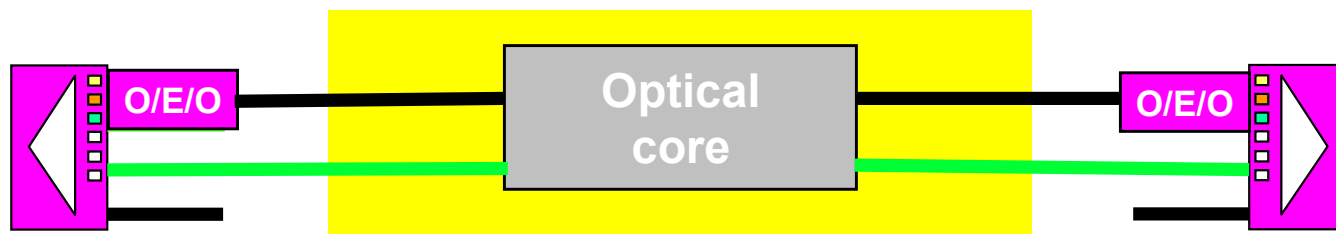
Optical Switching

■ Fiber cross-connect

- the whole signal from an input fiber switched to an output fiber
- Micro-electro-mechanical systems (MEMS)

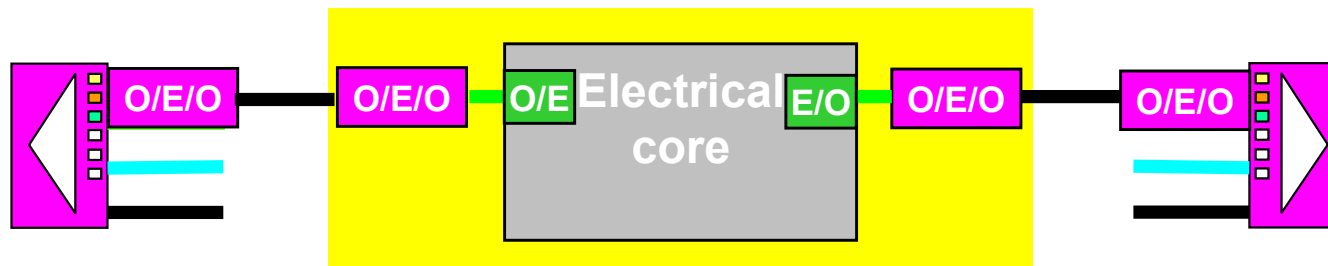
■ Wavelength cross-connect without wavelength conversion

- one (or more) wavelengths from an input fiber to an output fiber
- WDM de-multiplexer+MEMS
- amplification before or/and after switching
 - OEO (optical-electrical-optical) conversion with electrical regeneration
 - optical amplification



Optical Switching

- **Wavelength cross-connect with wavelength conversion**
 - one (or more) wavelengths from an input fiber to other one (or others) on an output fiber
 - **OEO (optical-electrical-optical) conversion with electrical switching**
 - easier signal monitoring
 - forward error correction (FEC) possible to reduce Bit Error Ratio (BER)

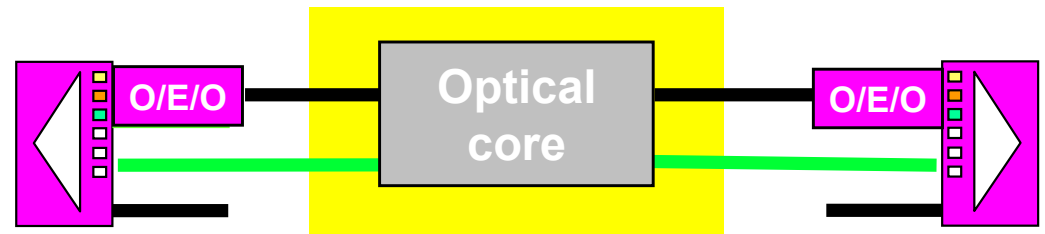


Dynamic Optical Switching

■ Wavelength switch without wavelength conversion

- switch configuration is changed dynamically

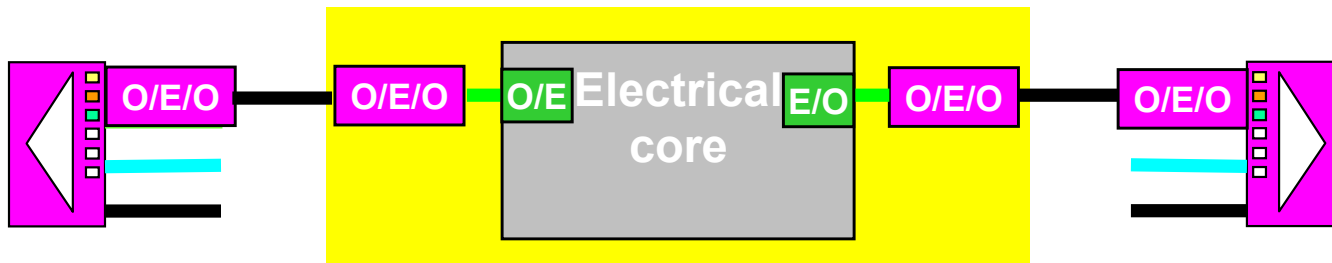
- by management
- by time of day
- every packet!?! ...



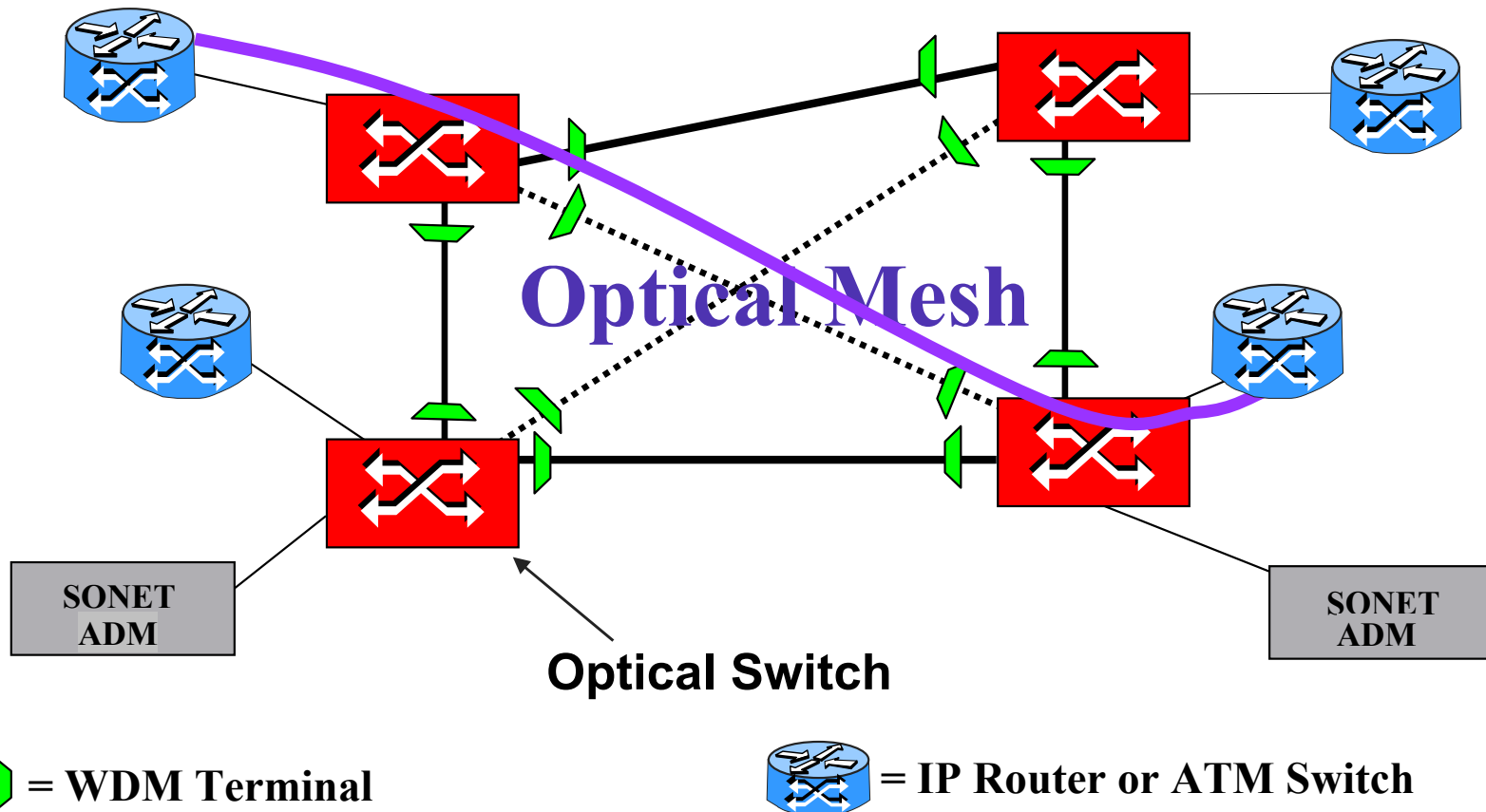
- WDM de-multiplexer+MEMS, electroholography, bubbles

■ Wavelength switch with wavelength conversion

- OEO (optical-electrical-optical) conversion with electrical switching
- circuit switching (SONET/SDH)



What to do with Optical Switches?





Wavelength Conversion

■ Complex

■ OEO conversion

- expensive

- non data transparent → does not scale

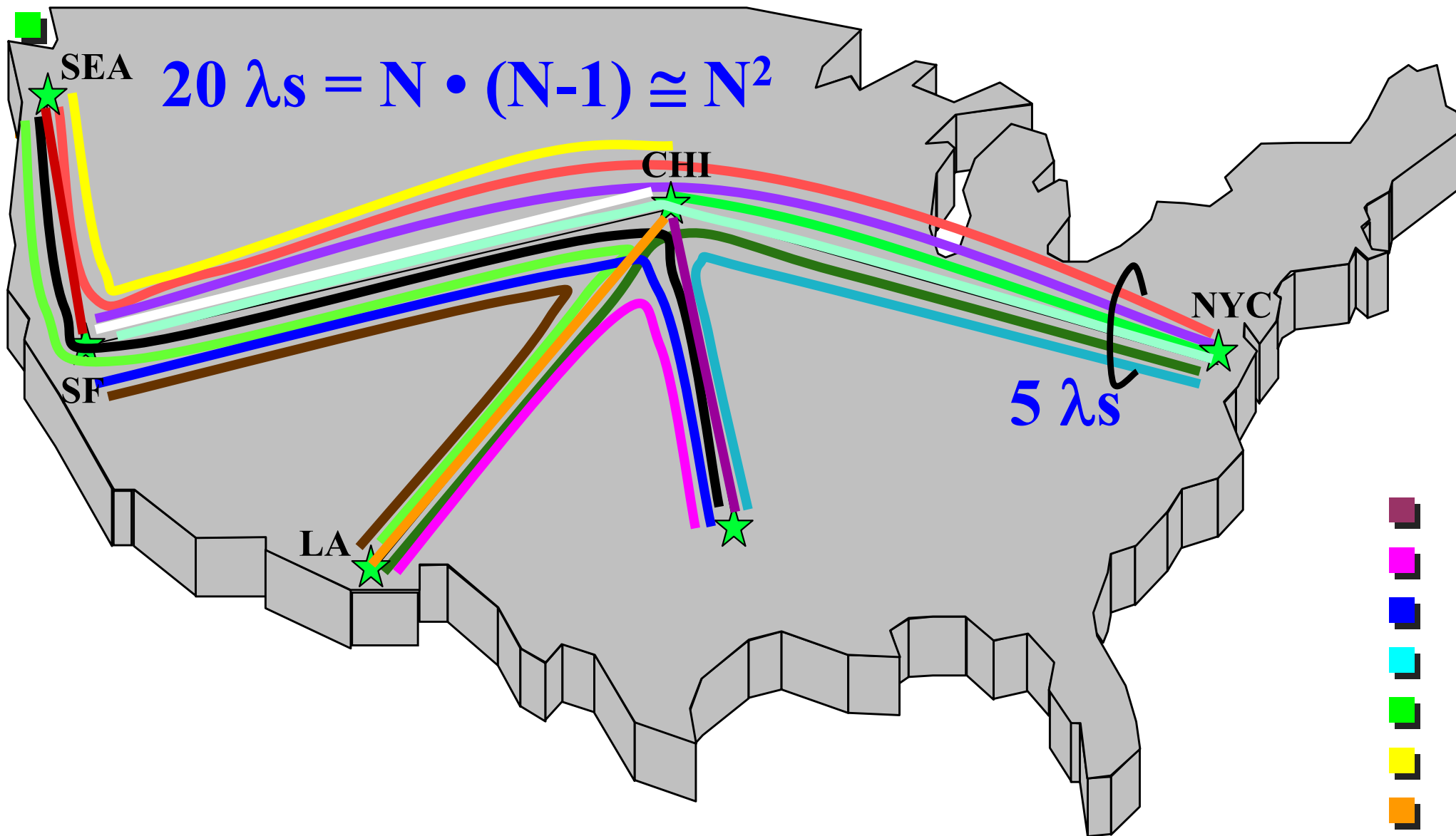
■ Does not require the same wavelength end-to-end

■ No wavelength assignment problem

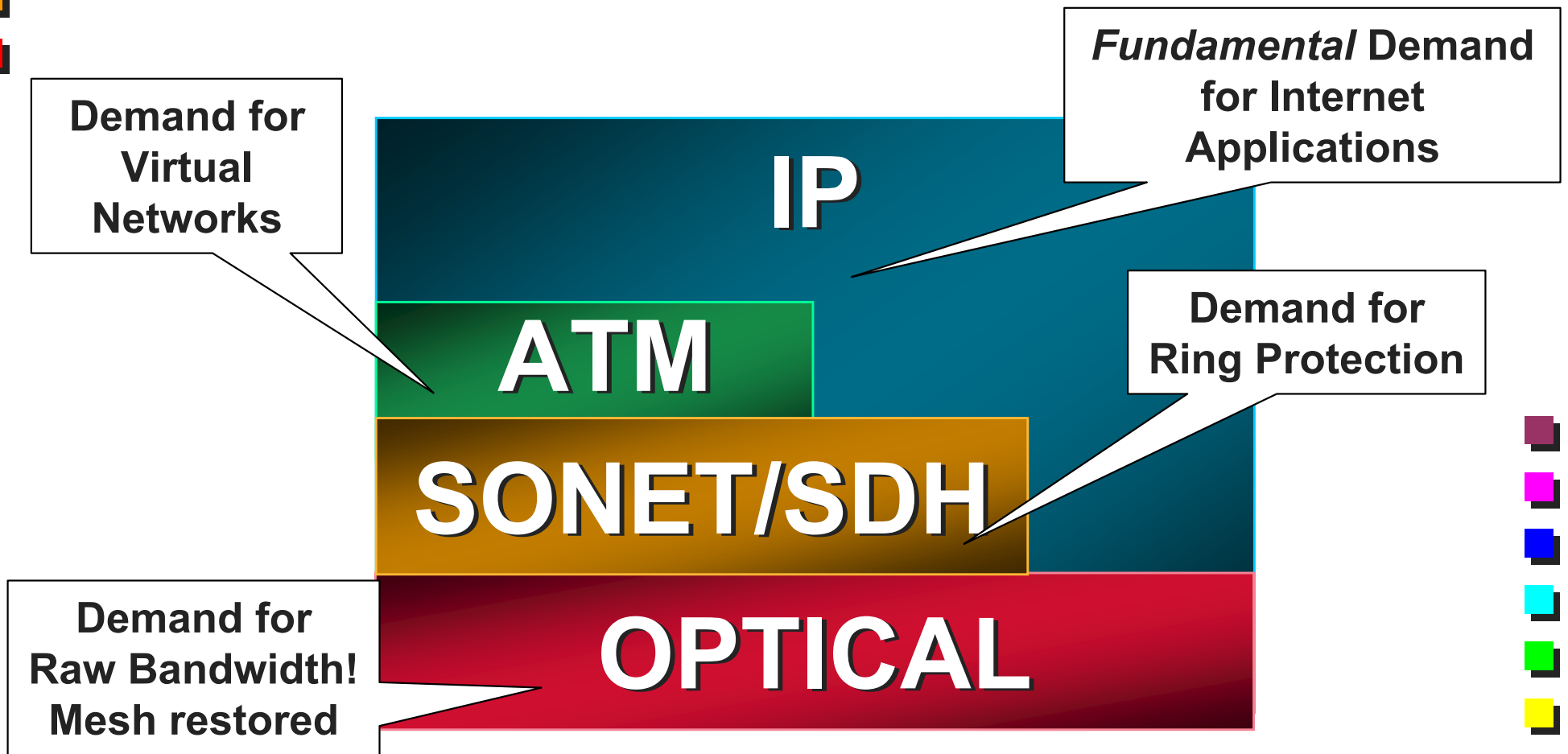
- N^2 problem



λ Switching: the N^2 Problem



IP over Glass? Not Exactly

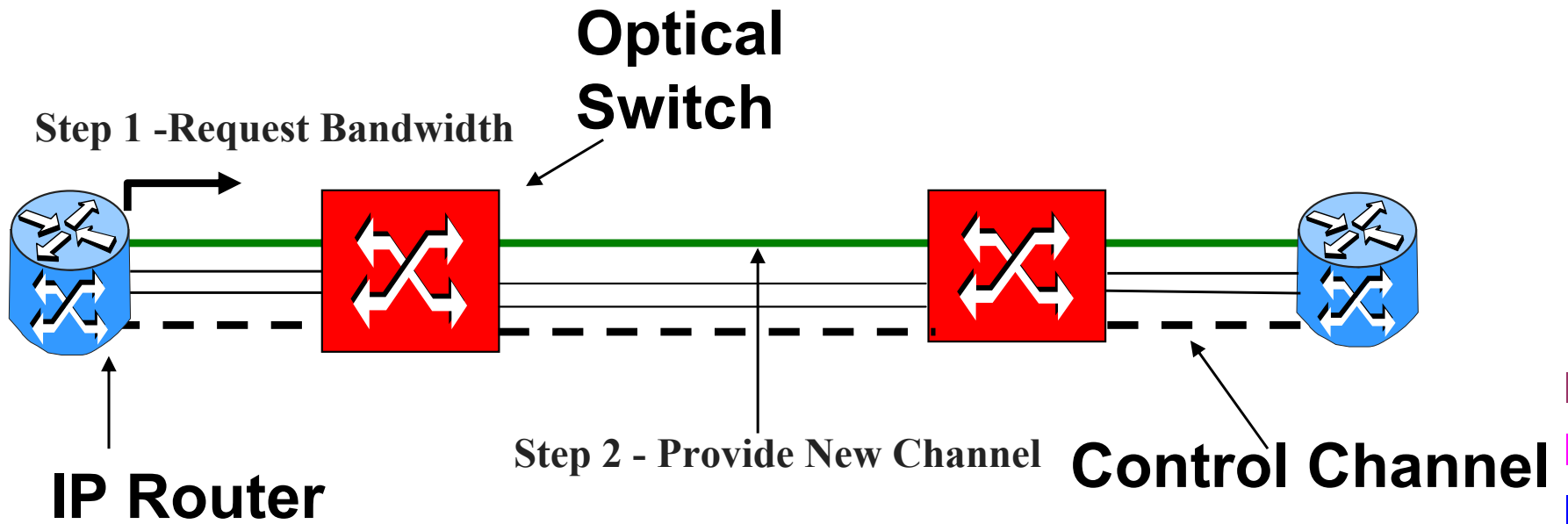




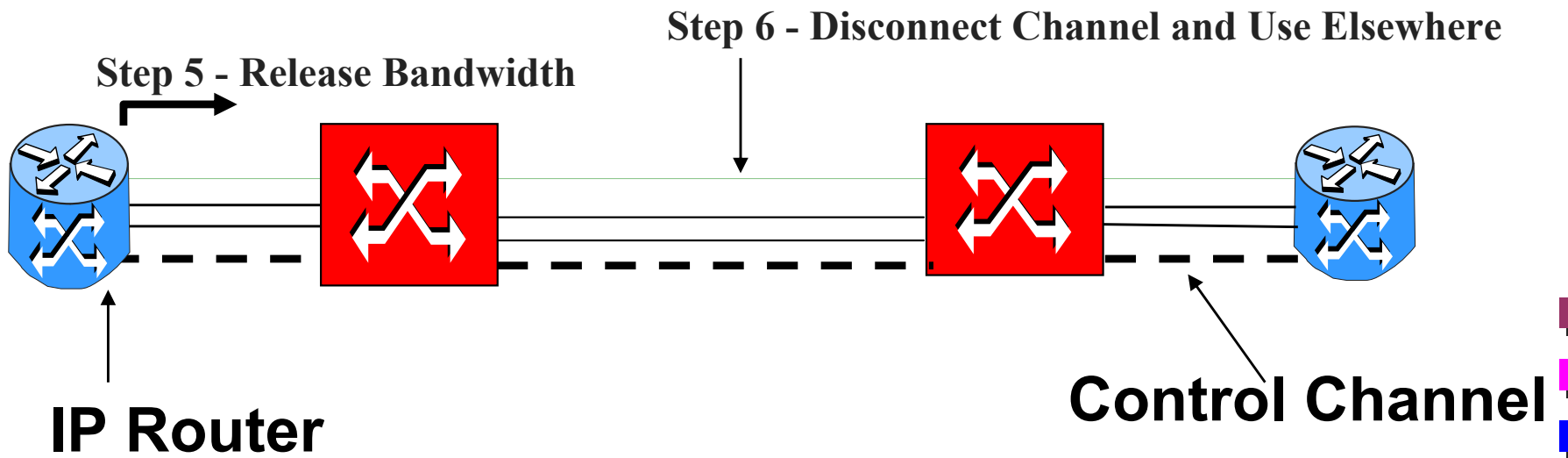
What is Expected from the Optical Network?

- ***Provisioning*** and ***protection*** of lightpaths ***end-to-end***
- Client equipment (e.g. routers) to provision optical layer lightpaths
- Cost-effective deployment of flexible networks

Provisioning

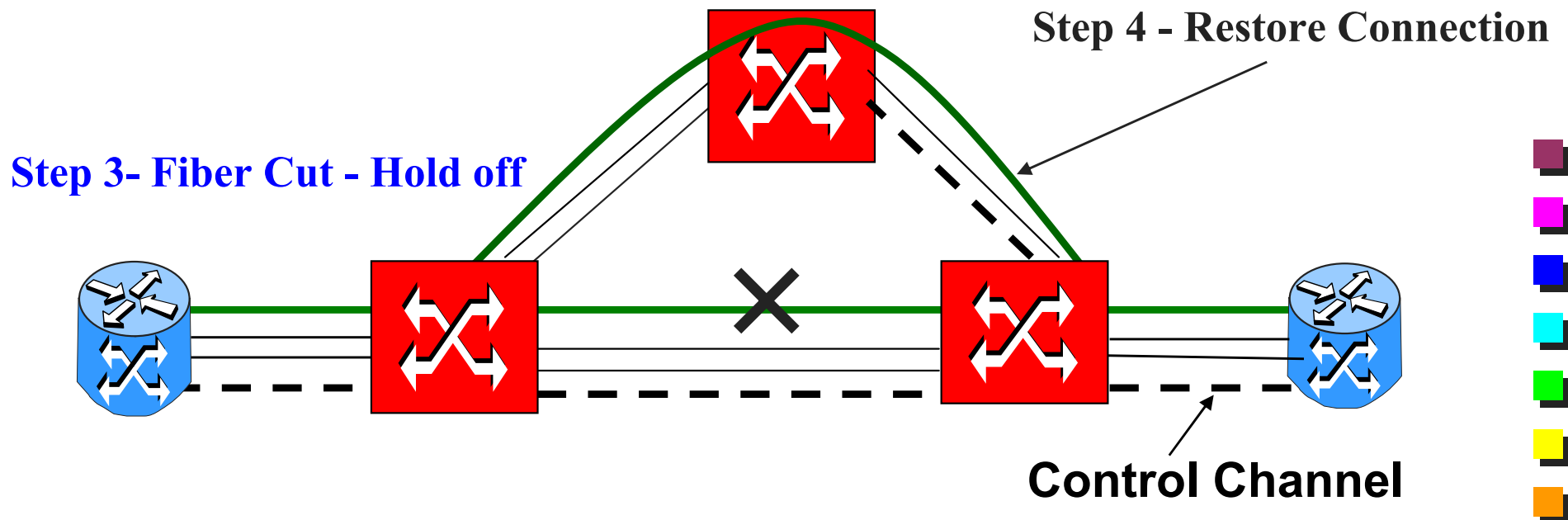


Provisioning




Protection/Restoration

- Protection: pre-determined action
 - non-optimal resource utilization
- Restoration: dynamically determined action
 - optimization of resource utilization






Protection/Restoration

- **Multiple levels of protection:**
 - Layer 1 optical, e.g. SONET-like
 - Layer 2 data link bundle
 - Layer 2.5 protected MPLS LSPs
 - Layer 3 routing
 - **Can trigger multiple layers of restoration**
 - each has different timescales for detection and repair
 - **Must avoid:**
 - unnecessary traffic shifting
 - packet loss, reordering, control plane churn
 - pathological feedback
 - non self-stabilizing
- 



Signaling: What Optical Switches Need

- **Resource discovery**
 - Topology
 - Access points and node identification
 - Resource usage
 - **Connection management**
 - Lightpath setup
 - Lightpath take down
 - Lightpath modification
 - **Mesh/ring network protection and recovery**
 - Distributed routing
 - **Establishment of protection service classes**
- 



Signaling: What Optical Users Need


- Resource discovery
 - Address of users reachable through the optical network
- Manage lightpaths
 - Lightpath setup
 - Lightpath take down
 - Lightpath modification
- Negotiate protection service classes
 - Protected, unprotected, best effort lightpaths

Does all this sound familiar? **ATM**

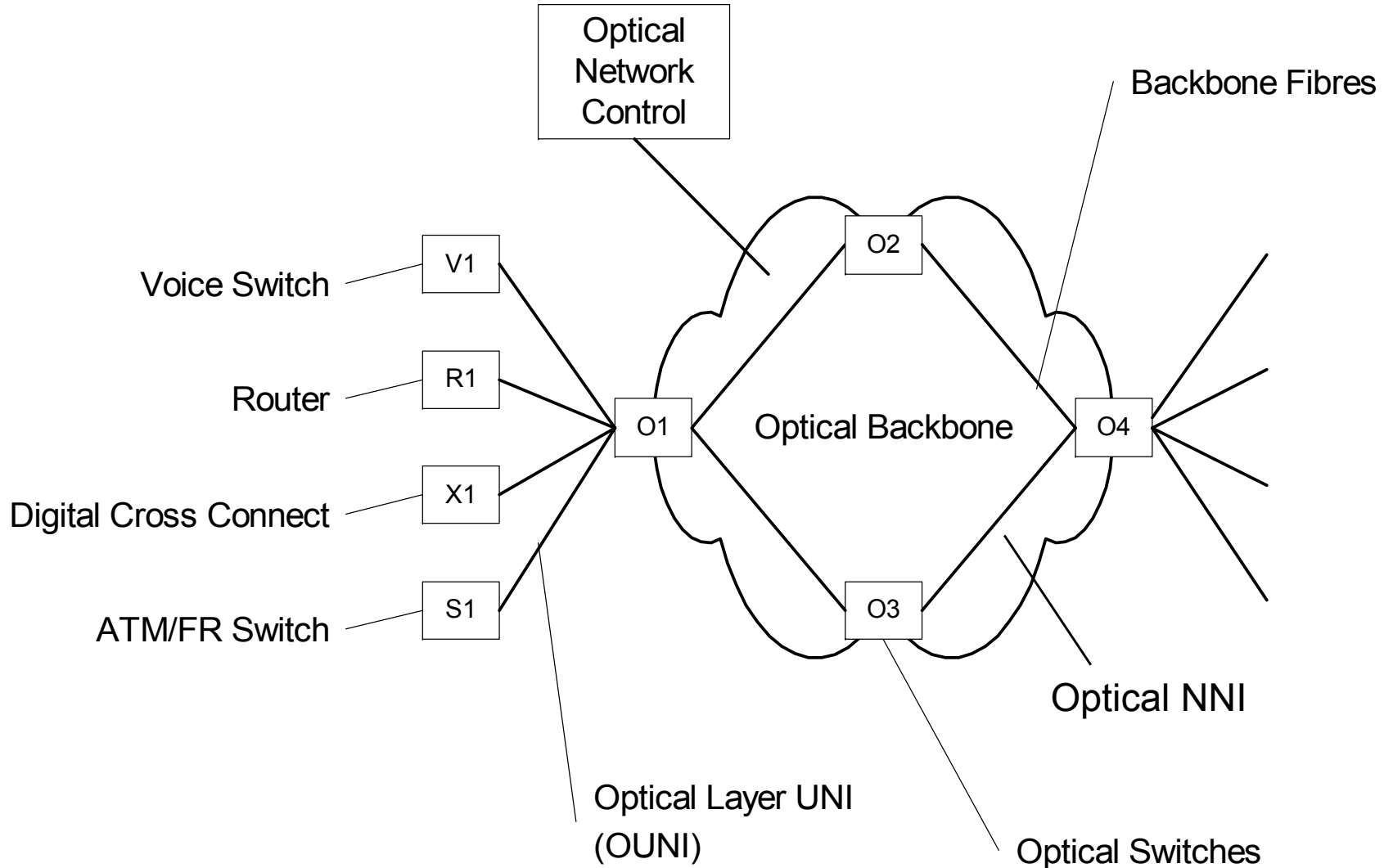




Signaling: How to Do It

- How is the optical layer controlled?
 - Layer 3 control plane?
 - MPLS/LDP?
 - LSPs mapped over wavelengths
 - OSPF, BGP4?
 - New signaling and routing standards?
 - Proprietary vendor specific?
 - Out of band or in-band
 - Ethernet control channel
- 

Network Model





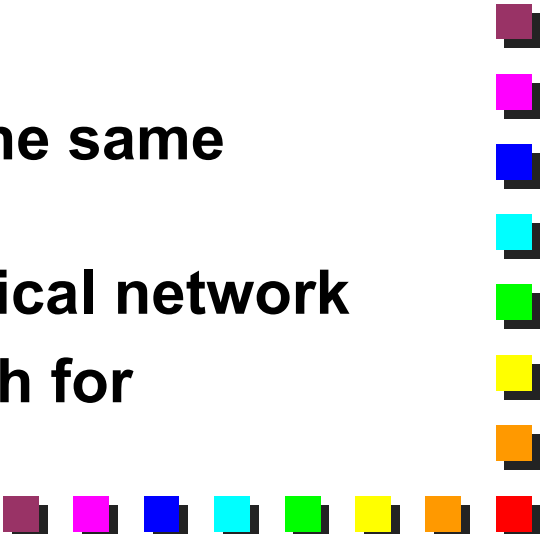
Routing

In the Optical Internet network users are routers

■ Overlay Model

- The optical network provides connectivity between routers
- Routers see the optical network as a black box
- Routers might be provided with reachability information


■ Peer Model

- Routers and switches participate to the same routing protocols
 - Routers know the topology of the optical network
 - Routers can choose the preferred path for lightpaths between them
- 



Players in the Optical Arena

- **ITU-T - International Telecommunication Union - Telecommunication Sector**
 - **OTN - Optical Transport Network**
 - **Draft Recommendation G.872**
 - **ASON - Automatic Switched Optical Channel Networks**

 - **IETF - Internet Engineering Task Force**
 - **MPLambdaS - Multi-Protocol Lambda Switching**
 - **MPLS signaling**
 - **Proposal for IPO - IP over Optics Working Group**
- 




Players in the Optical Arena

- **OIF - Optical Internetworking Forum**
 - Focus on SONET
 - Adopting MPLS signaling
- **ODSI - Optical Domain Service Initiative**
 - Service interface
 - No NNI



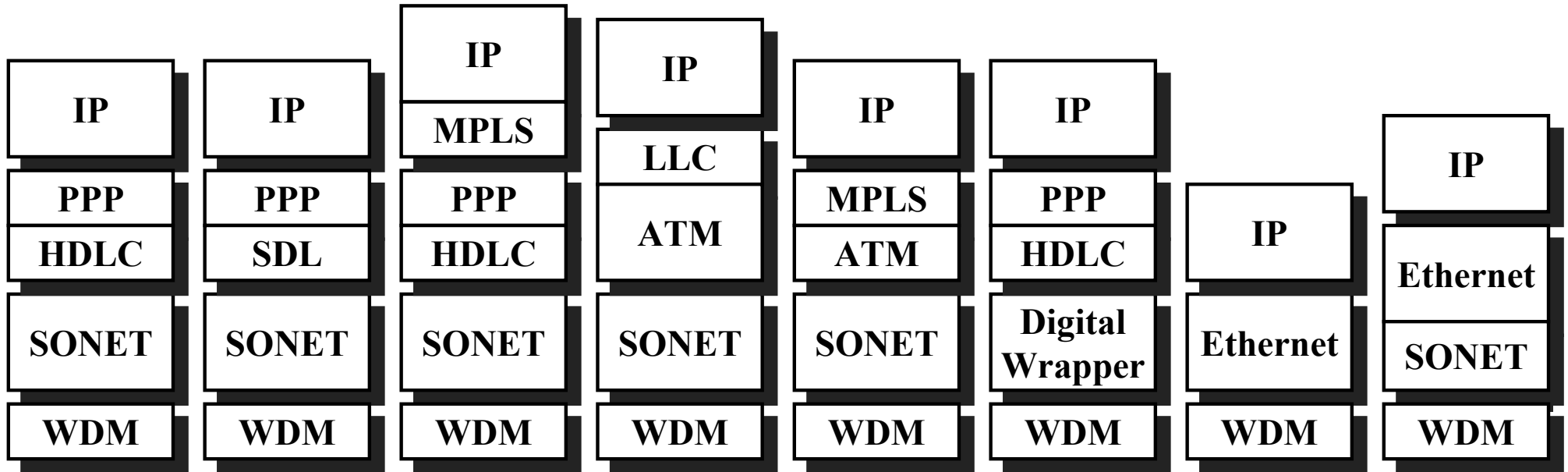
Data Transport

- Physical Layer
 - SONET
 - Ethernet
 - Digital Wrapper
- Data link layer
 - PPP with HDLC framing
 - PPP with SDL framing
 - Ethernet
 - ATM
- MPLS?
- Network layer: IP



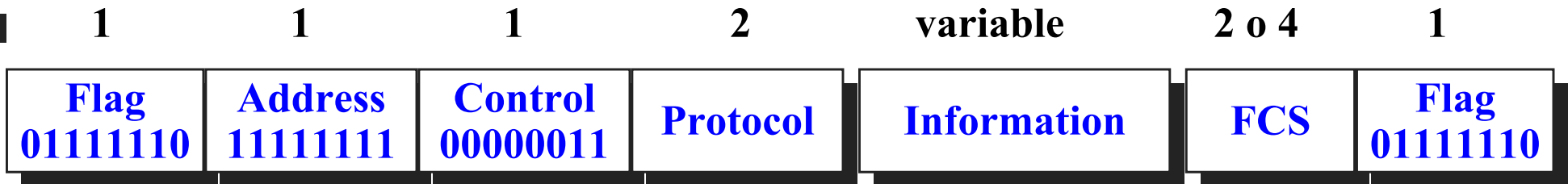
PPP - Point-to-Point Protocol
HDLC - High-level Data Link Control
SDL - Simple Data Link
ATM - Asynchronous Transfer Mode

Some Deployed Configurations

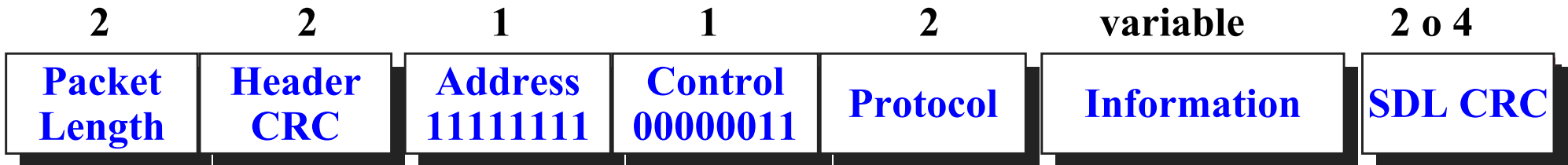


Point-to-Point Protocol (PPP)

High-Level Data Link Control (HDLC) framing



Simple Data Link (SDL) framing




CRC hunting



Digital Wrapper

- Improve Bit Error Ratio (BER)
- Provide transparent transport



OCh - Optical Channel

OH - Overhead

FEC - Forward Error Correction

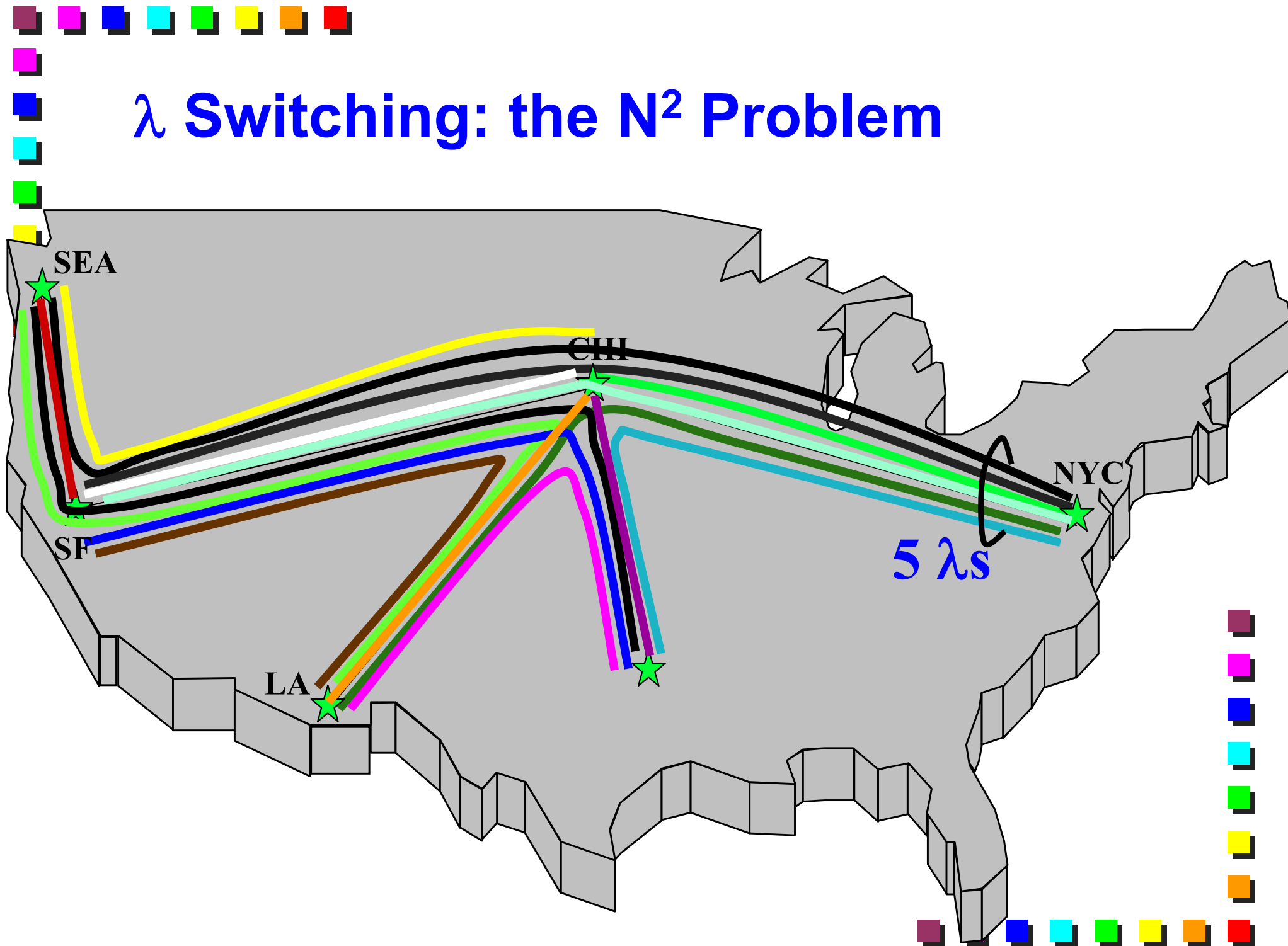




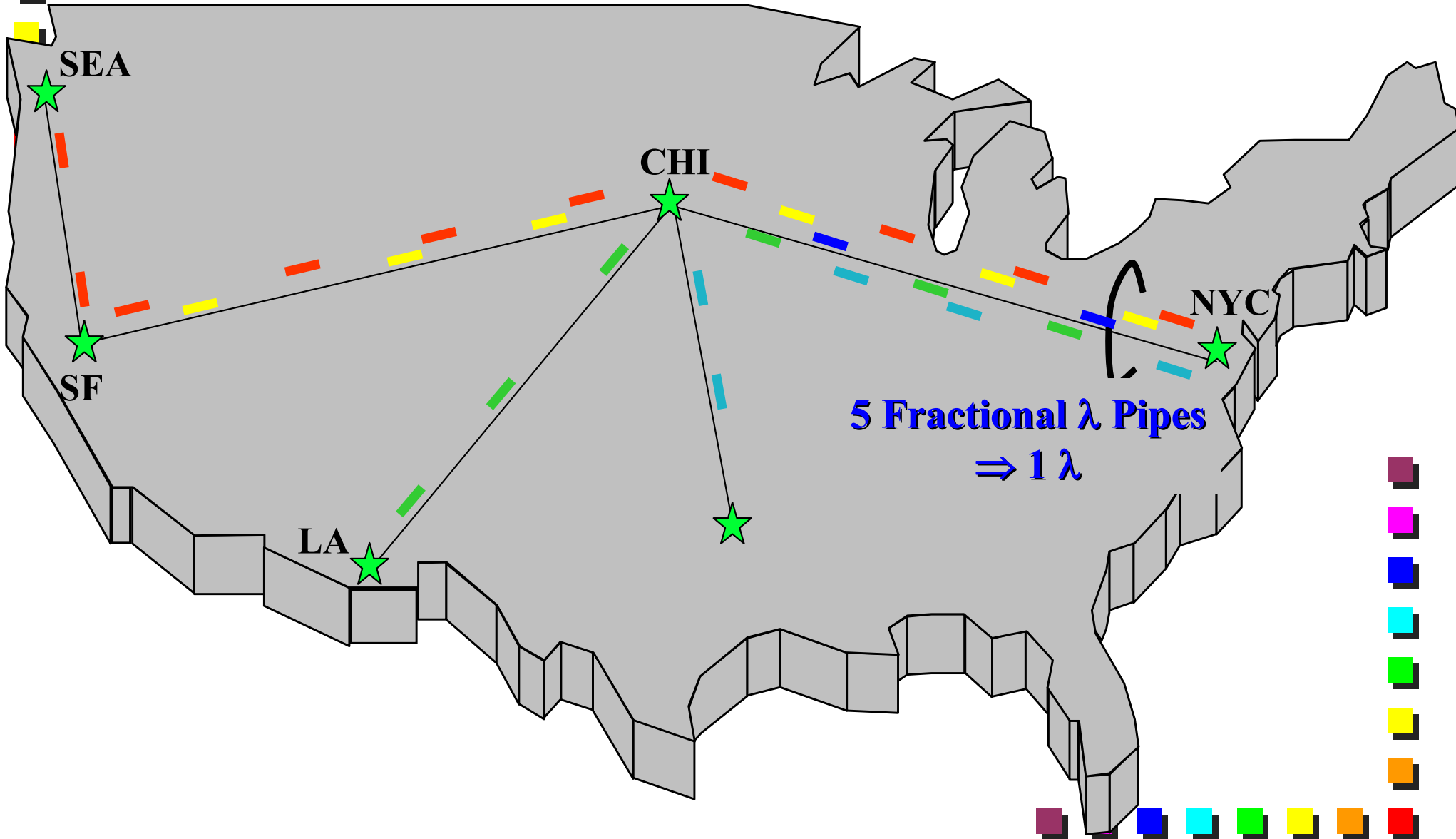
How about the SONET Comeback?

- A lightpath (λ) is a large pipe
 - 2.5 Gb/s to 40 Gb/s
- Individual users do not generate such volume of traffic
 - Finer switching granularity is needed
 - N^2 problem
 - Fractional wavelength switching
 - Wavelengths have to be filled up: **grooming**

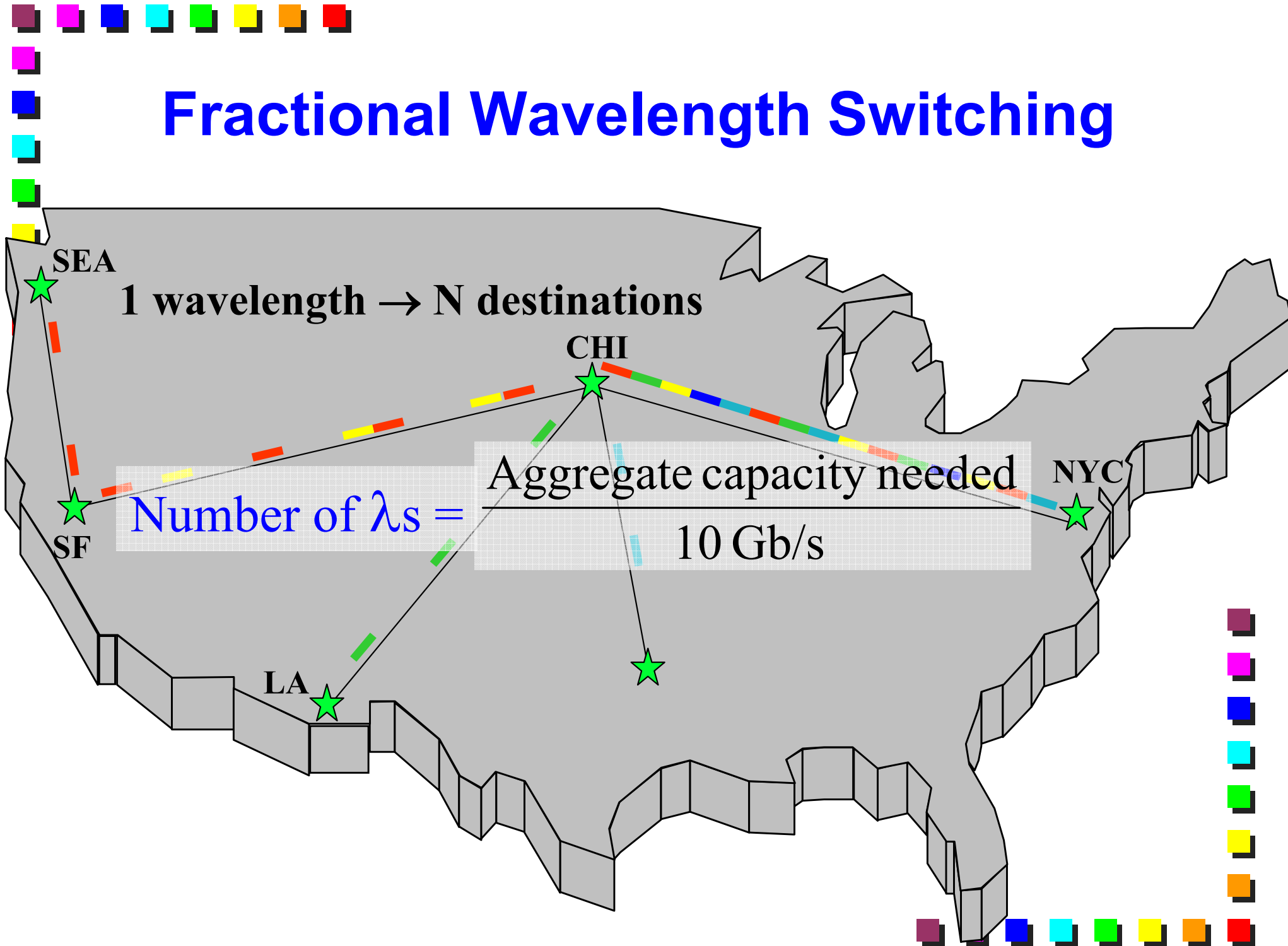
λ Switching: the N^2 Problem




Fractional Wavelength Switching



Fractional Wavelength Switching





Packet-based Fractional Wavelength Switching and Grooming

Terabit Routers

- Expensive header processing
 - complex
 - slow
- Probabilistic service
 - No hard quality of service guarantees
- Long routing-based restoration time

SONET represents today's solution for fractional wavelength switching and grooming

